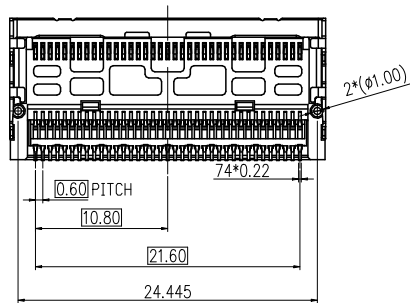
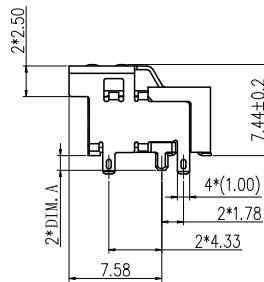
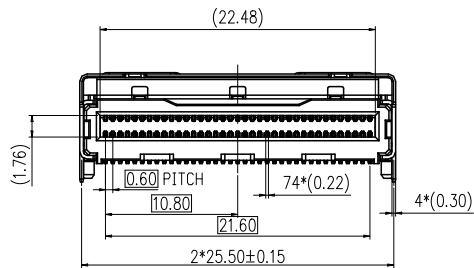
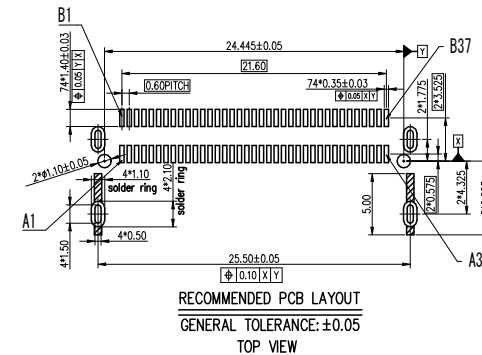
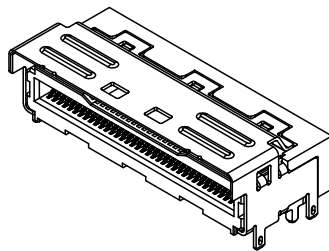
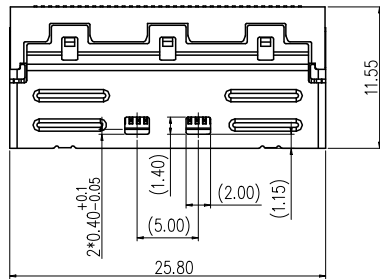


1	2	3	4	5	6	7	8				
THIS DRAWING AND THE DATA DISCLOSED HEREIN OR HEREWITH IS NOT TO BE REPRODUCED USED OR DISCLOSED IN WHOLE OR IN PART TO ANYONE WITHOUT THE PERMISSION OF JESS-LINK PRODUCTS CO.,LTD.(JPC)				CUSTOMER DRAWING DRWC-006985		REV.	ECN NO.	DESCRIPTION	MDF'D	APP'D	DATE
						01		INITIAL DESIGN	Veera	Jason	04/12/2023
						02					
						03					



NOTE:

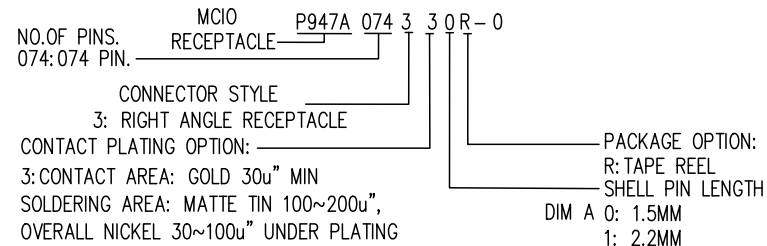
1.MATERIAL:

HOUSING: HIGH TEMPERATURE PLASTIC UL 94 V-0;  
MOLDING: HIGH TEMPERATURE PLASTIC UL 94 V-0;  
TERMINAL: COPPER ALLOY(T=0.20mm)  
SHELL: STAINLESS STEEL(T=0.30mm)

2.FLASH:

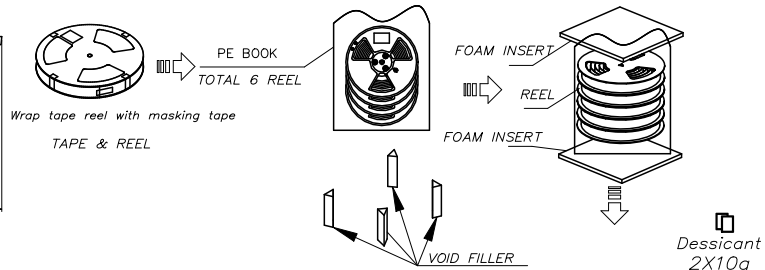
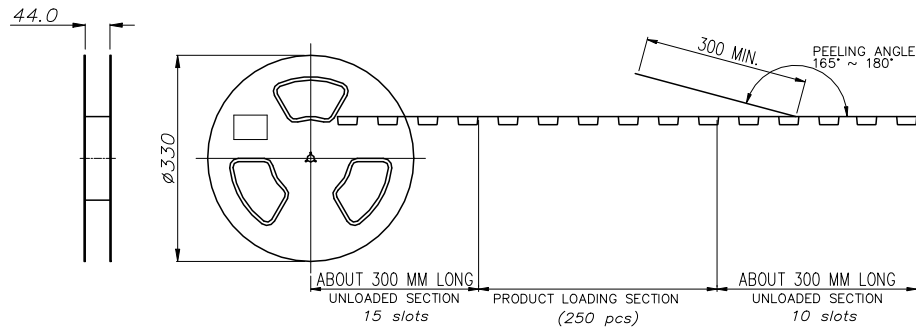
TERMINAL: CONTACT AREA: GOLD 30u" MIN  
TAIL AREA: SEPARATED GOLD PLATING 1-5U" MIN  
UNDER PLATING: NICKEL 100u" MIN  
SHELL: NICKEL 100u" MIN

3.THIS PRODUCT DOESN'T CONTAIN ENVIRONMENTAL HAZARDOUS MATERIALS PER DIRECTIVE 2002/95/EC FOR ROHS AND PER IEC 61249-2-21 FOR HALOGEN FREE COMPLIANT



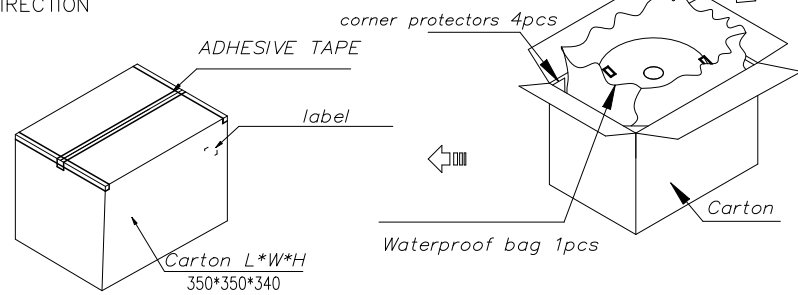
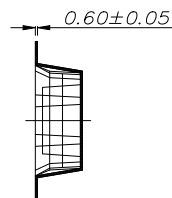
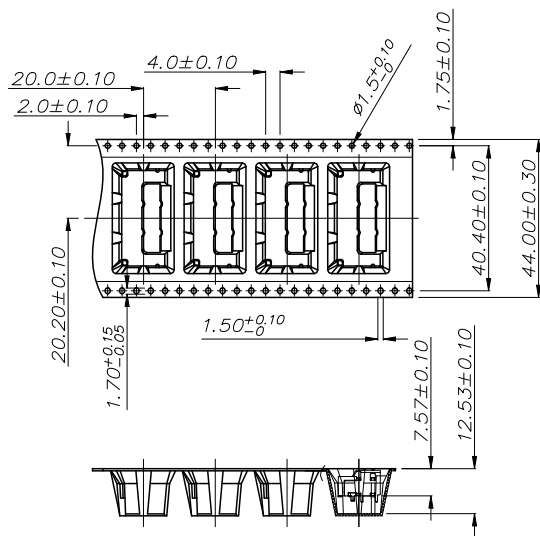
<b>RoHS COMPLIANT</b>	<b>HALOGEN FREE</b>	Unit: mm(inch)	PROJECTION	<b>JPC connectivity</b>		PD./FILE NO.
		GENERAL TOLERANCES: (UNLESS SPECIFIED)	D.R. 04/12/2023			TITLE
		0 = ±1 (0.039)	Veera	MCO 8X RIGHT ANGLE CONNECTOR	XXXXXXXXXX	
		0.0 = ±.5 (0.02)	Albert	SCALE	SIZE	PART NO.
0.00 = ±.3 (0.012)	Jason	1:1	A4	P947A074330R-0	SHEET 1 OF 2	
0.000 = ±.15 (0.006)						
0° = ± 2°						
0.0° = ± 1°						

1	2	3	4	5	6	7	8				
THIS DRAWING AND THE DATA DISCLOSED HEREIN OR HEREWITH IS NOT TO BE REPRODUCED USED OR DISCLOSED IN WHOLE OR IN PART TO ANYONE WITHOUT THE PERMISSION OF JESS-LINK PRODUCTS CO.,LTD.(JPC)				CUSTOMER DRAWING DRWC-006985		REV.	ECN NO.	DESCRIPTION	MDF'D	APP'D	DATE
						01		INITIAL DESIGN	Veero	Jason	04/12/2023
						02					
						03					



INPUT MATERIAL DIRECTION

GATHER MATERIAL DIRECTION



Notes:

1. Load 1pc of product into each slot of the carrier tape. Leave the inner 15 slots and outer 10 slots empty, fully load with 250pcs, and reserve a minimum of 300mm lead tape.
2. Package using 13-inch (330mm) tape reels, attaching a label at a designated spot.
3. For boxing, place a PE bag in the outer box, insert the product-loaded tape reel (label up) inside the PE bag. Fill each box with 6 reels, adding a foam piece at top and bottom, two desiccant packets inside the PE bag, corner protectors, and seal with an "I"-shaped tape, labeling the box front.
4. Full box contains 1500 products = 1 box (6 reels, 250 products each).
5. Cover tape peeling strength: 20gf~130gf at 300mm/min.

<b>RoHS COMPLIANT</b>	<b>HALOGEN FREE</b>	Unit: mm(inch)	PROJECTION	<b>JPC connectivity</b>		
		GENERAL TOLERANCES: (UNLESS SPECIFIED)	D.R. 04/12/2023			TITLE
		0 = ±1 (0.039)	Veero	MCIO 8X RIGHT ANGLE CONNECTOR	PD./FILE NO. XXXXXXXXX	
		0.0 = ±5 (0.02)	CH.K 04/12/2023	Albert	X-XXXX	
0.000 = ±.3 (0.012)	APV.D 04/12/2023	Jason	SCALE	SIZE	PART NO.	REV. 01
0° = ± 2'			1:1	A4	P947A074330R-0	SHEET 2 OF 2
0.0° = ± 1'						